
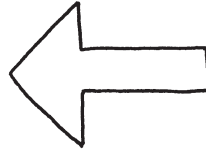





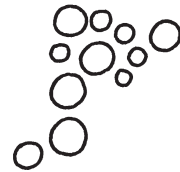


# Odd one out

Look at the box in each row, then draw a circle around the picture that does not begin with the sound in the box.

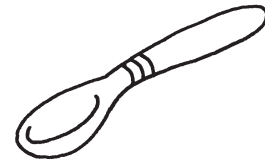


a






b





c



d



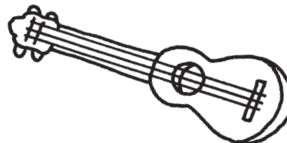
e




f



g




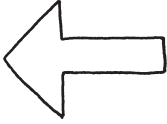



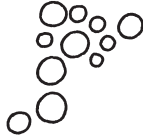





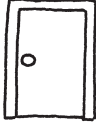






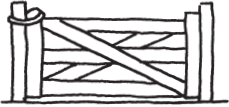
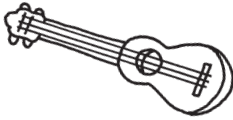




h





# Odd one out

Look at the box in each row, then draw a circle around the picture that does not begin with the sound in the box.

a			
b			
c			
d			
e			
f			
g			
h			

These activities provide review exercises featuring the group of letters *a* to *h*. Ask your child to look at the letter in the box on the left. Say together the sound, and then name the pictures in the row. Your child should then draw a circle around the picture that doesn't begin with this letter sound.