

Coordinate graphs

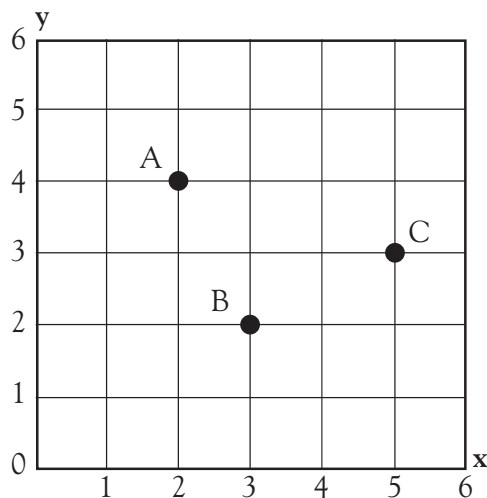


Write the coordinates for each point.
Remember to write the coordinate for
the x-axis first.

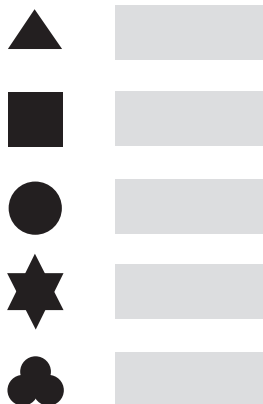
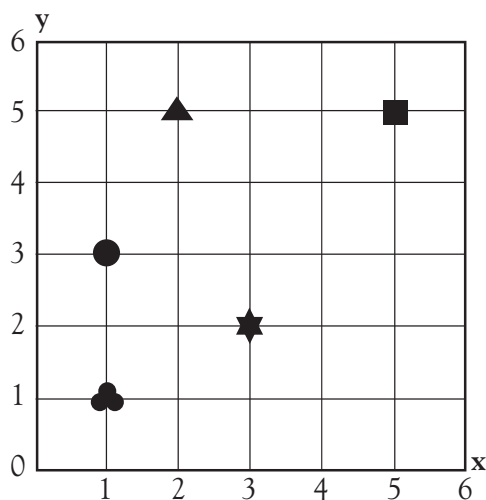
A (2, 4)

B (3, 2)

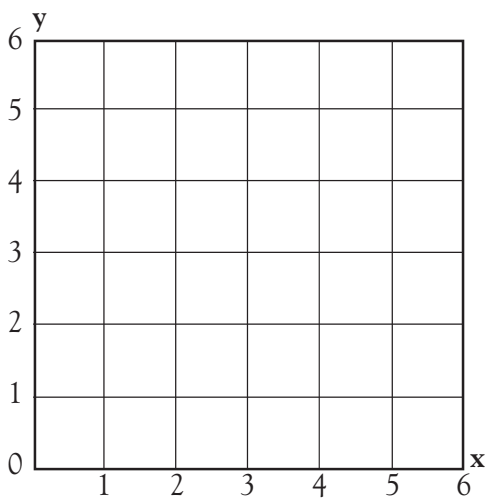
C (5, 3)



Write the coordinates for each symbol.



Place each of the points on the graph.



A (2, 3)

B (5, 4)

C (2, 4)

D (5, 3)

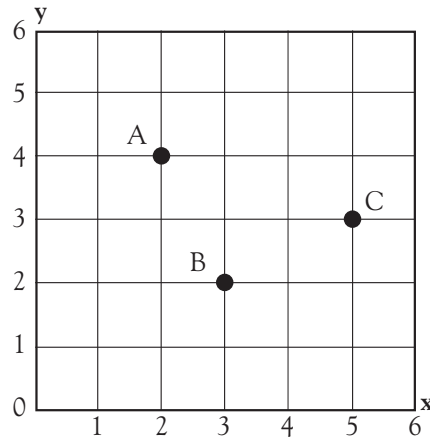
E (4, 4)

Coordinate graphs

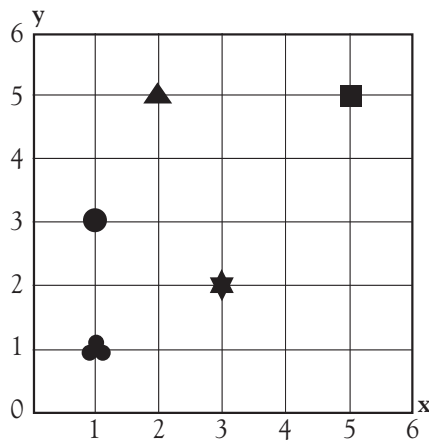


Write the coordinates for each point.
Remember to write the coordinate for
the x-axis first.

- A (2, 4)
- B (3, 2)
- C (5, 3)

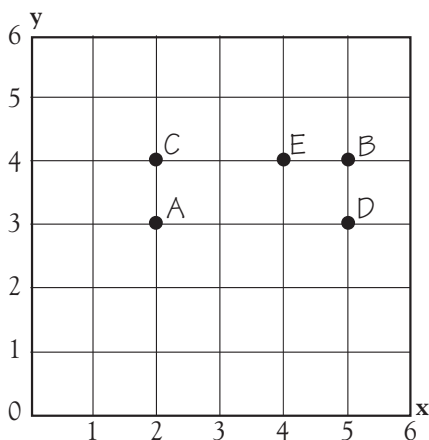


Write the coordinates for each symbol.



- ▲ (2, 5)
- (5, 5)
- (1, 3)
- ★ (3, 2)
- (1, 1)

Place each of the points on the graph.



- A (2, 3)
- B (5, 4)
- C (2, 4)
- D (5, 3)
- E (4, 4)

Most errors on this page result from children using the incorrect order for coordinate pairs. Make sure children know that the x-coordinate is always written before the y-coordinate.